


(Re)grow fruits and vegetables!

EYFS, KS 1 and KS 2



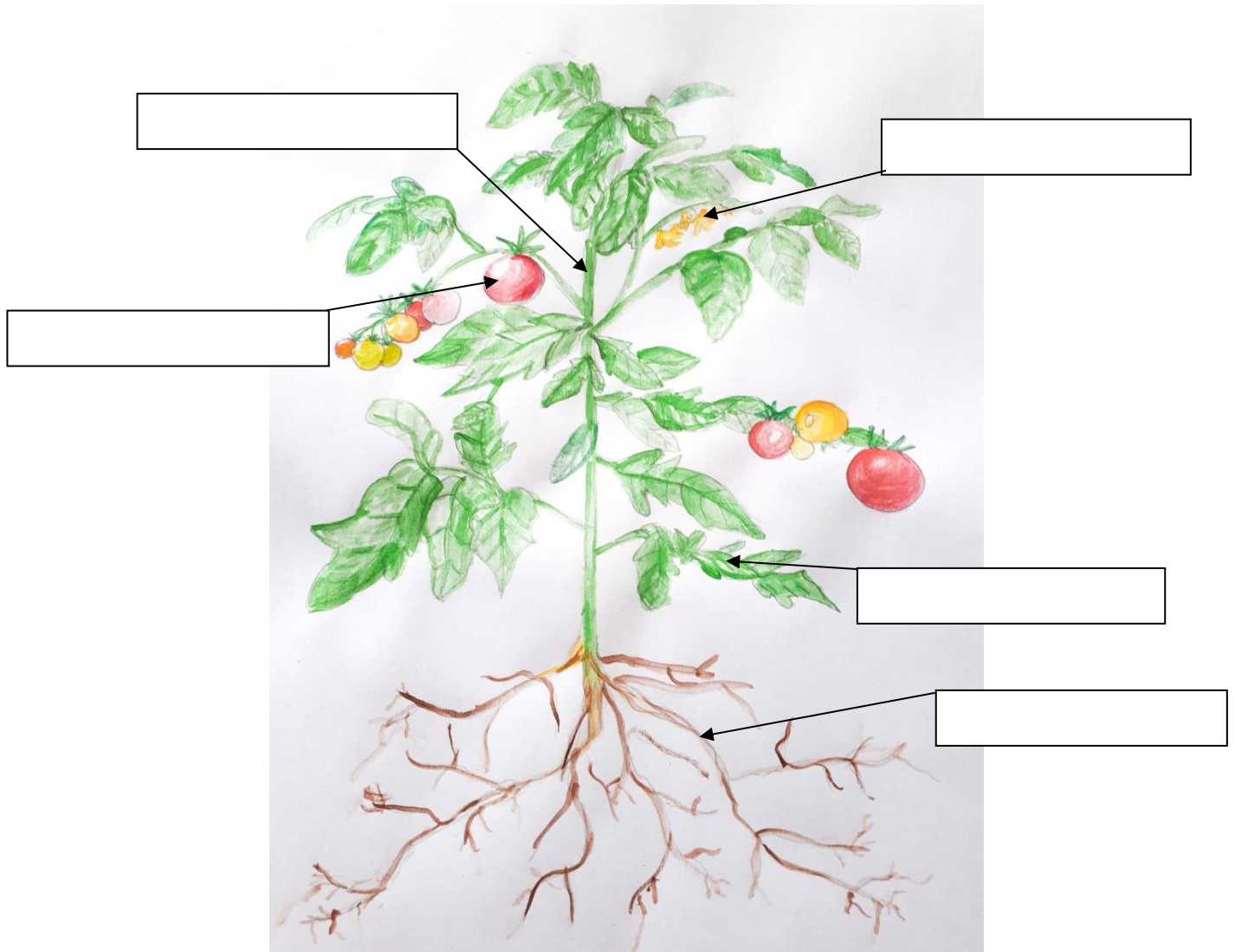
EYFS and Year 1: Plant a tomato

Use this [wikiHow guide](#) to grow a tomato plant from your tomato seeds.

☆ Or... extract seeds from your own tomato plant with this [GrowVeg guide](#)

Label the parts of the tomato plant underneath.

Use: leaves / stem / fruit / flower / root



Can you identify which part of the plant fits the missing word from the sentences below? Use: leaves / stem / fruit / roots




1. The _ _ _ _ of a plant produces seeds, which form new plants.
2. The _ _ _ _ _ make the food for the plant. They use water and, together with sunlight and carbon dioxide, make food.
3. The _ _ _ _ supports the leaves and flowers of the plant.
4. The _ _ _ _ _ take in water and nutrients from the soil. They anchor the plant in the ground.

Year 2 and KS 2

Re-grow one or two of your favourite fruits and vegetables that you can find in your fridge or fruit bowl from their seeds. Get some [tips from Buzzfeed](#).

Monitor your growing plant regularly and record your findings in a journal. You can use the template underneath as your journal or create your own!



Day _____ 	Day _____ 
Day _____ 	Day _____ 